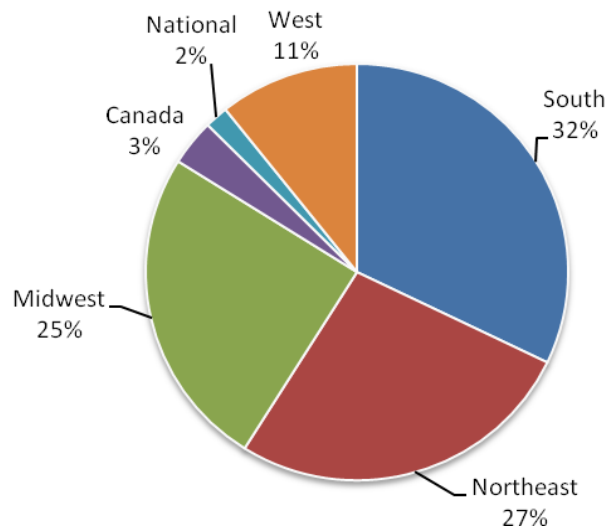


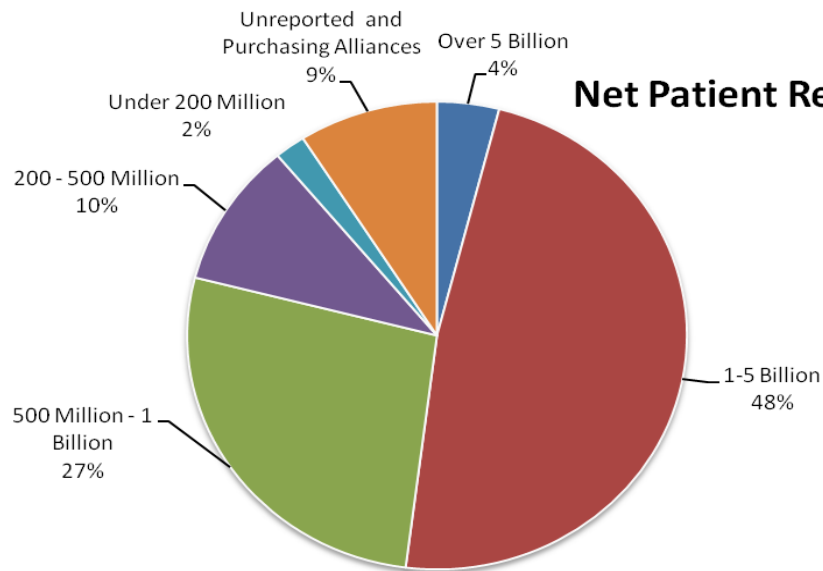
2010 Fall IDN Summit Health System Exhibitor Data

Health Systems	Estimated 2008 net patient revenue	Estimated total annual supply spend to include med/surg, commodities and purchased services	Annual surgical procedures	Number of beds	Number of Clinics	Number of alternate care facilities	Number of Hospitals	Number of surgery/ ambulatory facilities
58	81,112,878,370.00 (over 81 billion)	54,239,534,514.00 (over 54 Billion)	5,483,053	122,273	902	6,714	702	1,284

Percentage of Exhibiting Health Systems

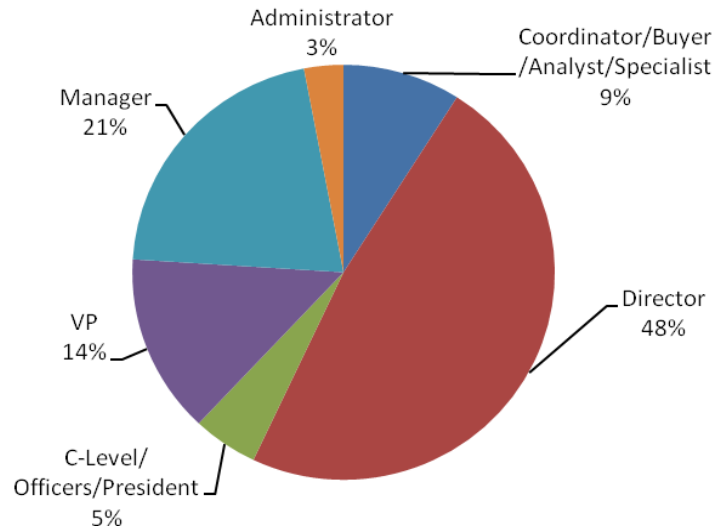


Net Patient Revenues

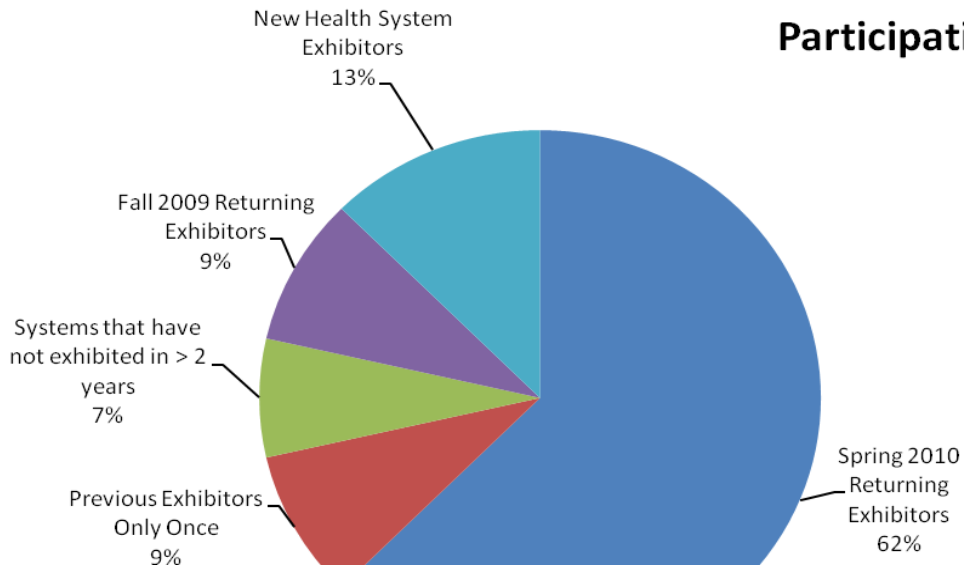


2010 Fall IDN Summit Health System Exhibitor Data

Health System Attendee Titles



Prior IDN Summit Participation



*** This information is obtained from health system attendees and other reporting agencies. Not all systems have reported in as of 08/25/2010.

For a complete detail of this information, please contact Josh Morita or Tina Wenstrom at 859-523-5701.